


Gearbox  
**WF Series**



# WF Series

## Strong, Light, Small

Robust, efficient and sustainable, the new REINTJES WF series fulfils the requirements for modern propulsion concepts with increased input speeds and higher reduction ratios.

The new WF range consists of nine modular designed sizes with reduction ratios up to 8:1 with highest modularity for quick and easy configuration.

The future of CO2 efficient combinations of engines with electric drives and batteries has already started. To enable propulsion systems to operate with their best efficiency, hybrid solutions are already considered in standard designs with modularized power-take-out and power- take-in options (PTO/PTI).

To cover the increasing power demands of hydraulic pumps and generators on board, REINTJES PTO (power-take-out) options are available with higher torque capacity.

## Fit For Future

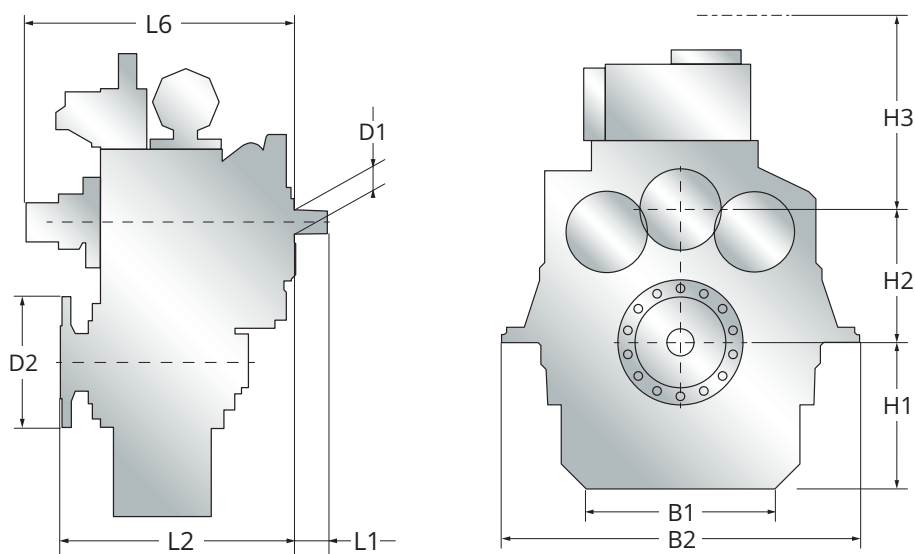
The REINTJES standardized PTO/PTI options allows retrofits of auxiliary drives or even an upgrade to a hybrid system.

The REINTJES multi-plate clutch ensures trouble-free operation with fast and smooth clutch control. This is based on the well-known REINTJES lamella clutch design which is proven in thousands of applications.




- More power at lower weight and space volume is saving cost and increasing payload
- Increased input speeds and higher reduction ratios. Lower propeller speed rotations enhances efficiency, saving fuel
- PTO/PTI options available with high torque capacity
- Fit for future allowing retrofit of a hybrid system in situ (PTO/PTI retrofit possibility)

The REINTJES WF series is engineered and optimized, using newest technologies and components while keeping up REINTJES values of quality and robustness.

Name	WF 350	WF 370	WF 380	WF 450	WF 470
<b>Input Speed</b>	Nominal 1600-2300 rpm	Nominal 1600-2300 rpm	Nominal 1600-2300 rpm	Nominal 1600-2300 rpm	Nominal 1600-2300 rpm
<b>Input Torque (C-duty)</b>	Max. 0.34 kW/ rpm w/o class, with class according to database	Max. 0.34 kW/ rpm w/o class, with class according to database	Max. 0.34 kW/ rpm w/o class, with class according to database	Max. 0.48 kW/ rpm w/o class, with class according to database	Max. 0.48 kW/ rpm w/o class, with class according to database
<b>Dimensions (mm)</b>					
<b>B1</b>	490	490	586	404	404
<b>B2</b>	910	930	1216	1096	1096
<b>D1</b>	60	60	60	70	70
<b>D2</b>	285	325	345	325	345
<b>H1</b>	365	380	470	413	423
<b>H2</b>	282	346	418	310	380
<b>H3</b>	528	524	542	550	550
<b>L1</b>	69	69	69	80	80
<b>L2</b>	601	587	639	634	697
<b>L6</b>	790	800	790	865	681
<b>Weight (dry)</b>	670 kg	730 kg	1180 kg	830 kg	1100 kg
<b>Oil</b>	25 l	25 l	28 l	30 l	30 l
<b>Reduction Ratios</b>	4.190 4.737 5.056	5.381 6.053 6.444	6.714 7.526 8.000	4.190 4.737 5.056	5.318 6.053 6.444



Name	WF 480	WF 550	WF 570	WF 580
<b>Input Speed</b>	Nominal 1600-2300 rpm	Nominal 1600-2300 rpm	Nominal 1600-2300 rpm	Nominal 1600-2300 rpm
<b>Input Torque (C-duty)</b>	Max. 0.48 kW/ rpm w/o class, with class according to database	Max. 0.63 kW/ rpm w/o class, with class according to database	Max. 0.63 kW/ rpm w/o class, with class according to database	Max. 0.63 kW/ rpm w/o class, with class according to database
<b>Dimensions (mm)</b>				
<b>B1</b>	716	654	784	790
<b>B2</b>	1286	924	1188	1358
<b>D1</b>	70	75	75	75
<b>D2</b>	420	345	420	420
<b>H1</b>	520	440	385	540
<b>H2</b>	460	339	415	500
<b>H3</b>	549	571	575	575
<b>L1</b>	80	97	97	97
<b>L2</b>	713	755	768	773
<b>L6</b>	815	985	985	985
<b>Weight (dry)</b>	1500 kg	1200 kg	1450 kg	1850 kg
<b>Oil</b>	30 l	40 l	40 l	50 l
<b>Reduction Ratios</b>	6.714 7.526 8.000	4.190 4.737 5.056	5.381 6.053 6.444	6.714 7.526 8.000



## Standard

- Grey cast iron single piece housing
- Helically toothed spur gears, case hardened and flank ground
- Built-in hydraulically operated REINTJES disc clutches with steel/sintered friction surface
- Built-in propeller thrust bearing
- Smooth engagement by optimised pressure curve during shifting
- Full power transmission in both senses of rotation
- Integrated oil sump with common circuit for control and lubrication system. Oil pump, oil filter and oil cooler accessible from outside
- Integrated, seawater resistant oil cooler for cooling water inlet temperature up to 32 °C
- Input shaft end with 1:30 taper
- Forged-on output shaft flange
- Paint finish with synthetic resin varnish in RAL 7001 colour silver grey
- Electric control valve
- Free standing (no SAE housing)
- Rigid foundation with cast mounting feet
- Supervision acc. to REINTJES standard

## Options: Earliest delivery times stated seperately

- Non controllable PTO K21 P/N max 0.06 kW/rpm
- Engine bell housing SAE 1
- Engine bell housing SAE 0
- High flexible elastic coupling
- Mechanical control valve
- Mechanical trailing pump
- Electrical stand-by pump
- Split seal at output shaft
- Foundation bracket bolting interface
- Output counter flange
- Connection points for supervision acc. class
- Single screw application
- Oil cooler 38 °C water inlet temperature
- Drawing approval acc. classification society
- Type approval
- Full class according classification society incl. supervision





This document and any data contained herein are subject to modifications or updates at any time and are always non-binding. The data serve informational purposes and cannot be guaranteed in any way. In addition, any data and information will be assessed and determined individually for each project and purpose. This is necessary due to differing characteristics of each project. If this document is delivered in another language than English and in case of divergences of interpretation between the different language texts, the English text shall prevail. Pictures and logos courtesy from all owners of the respective trademarks and rights. Gearbox standard design is dry. All lists only show an extract of gearboxes available. Additional sizes, offset configurations and variations are available on request.

Dimensions and dry weights are approximate and may vary with housing or by input and ratio. Specifications are subject to change without notice. Please contact your REINTJES distributor for current information and binding data.

REINTJES GmbH  
Eugen-Reintjes-Straße 7  
31785 Hameln  
Germany

E-Mail: [info@reintjes-gears.de](mailto:info@reintjes-gears.de)  
Phone: +49 5151 1040

[www.reintjes-gears.com](http://www.reintjes-gears.com)

Scan here to  
download all our  
product brochures

